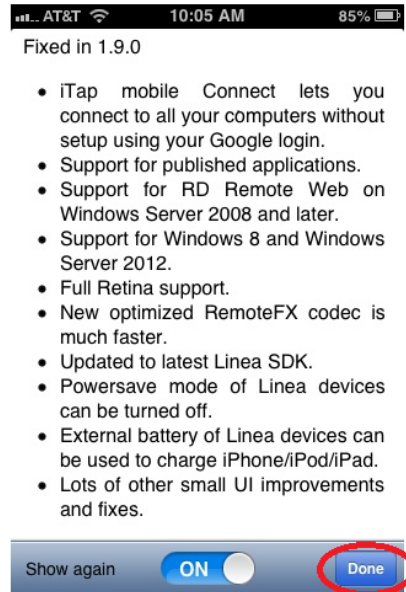
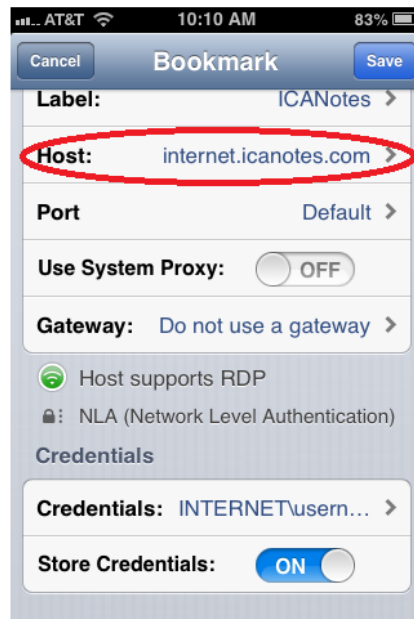


iTap Installation Instructions for iOS

- Go to the App Store to purchase and install iTap Mobile RDP. (\$11.99)
- When you first launch the app, the update page will open, click “Done” on the lower right.

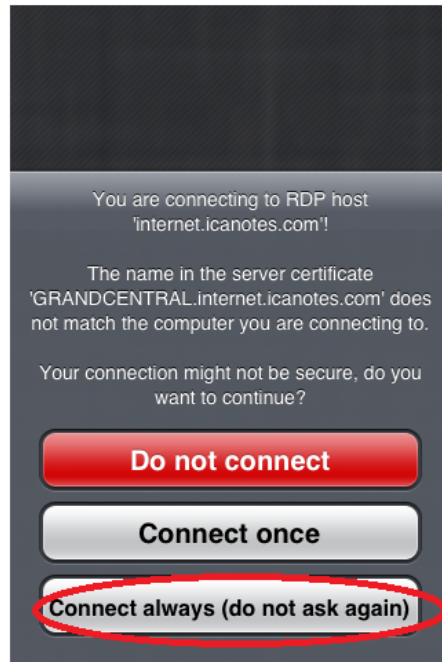


- Then, click on add manual Bookmark.
- Enter host: internet.icanotes.com .
- Enter your username. Leave your password blank.The rest can be left as default.



- Tap ‘Save’.

- Tap on the newly created bookmark, and enter your password. Please don't save your password in order to maintain HIPAA compliance.
- Tap 'Logon' - you are now connecting.
- You will get the server certificate warning twice, tap on "Connect always" to bypass this message.



- To disconnect your ICANotes session, tap the screen with 3 fingers and then use the button on the upper right, or tap 'Log Off' in the Chart Room.

